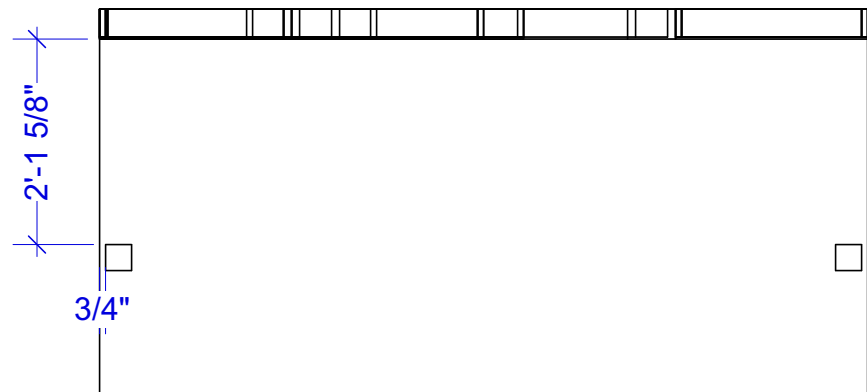
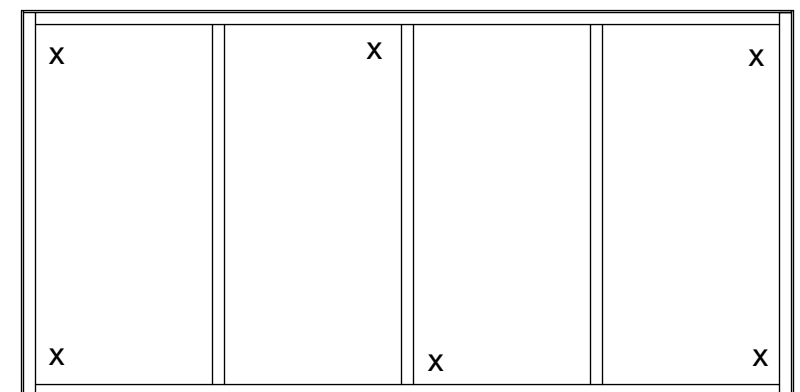


1 **Arables Porch Wagon**
Scale: 1/2" = 1'-0"



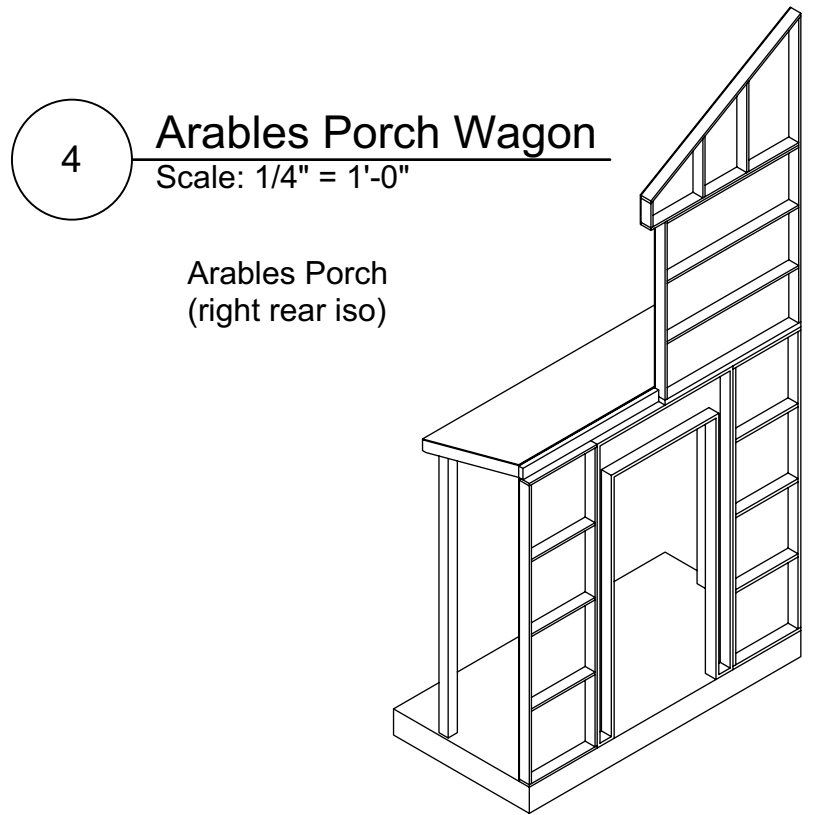
2 **Arables Porch Wagon**
Scale: 1/2" = 1'-0"

Arable Porch Post placement
(top view)
Posts are symmetrical



3 **Arables Porch Wagon**
Scale: 1/2" = 1'-0"

Arable Porch platform - stock piece
(bottom view)
8" facing on 3 sides
x marks general brake placement



4 **Arables Porch Wagon**
Scale: 1/4" = 1'-0"

Arables Porch
(right rear iso)



Charlotte's Web	
Arables Porch Wagon	Date : 1/5/2023
MSU - Fairchild Theatre	Scale : AS NOTED
Director : Ann Folino White	TD.CW5c OF 14
Designer : Thalia Pearce	
Technical Director : Thalia Pearce	
Drawn By : Jordan House	